













LEGEND

- | | | | |
|---|--|---|--|
|  | MULTIPLE USE (MU-20) |  | HIGHWAY COMMERCIAL (HC) |
|  | SINGLE FAMILY RESIDENTIAL (R-1-12, 12,000 sq. ft. minimum lot size) |  | NEIGHBORHOOD COMMERCIAL (NC) |
|  | SINGLE FAMILY RESIDENTIAL (R-1-15, 15,000 sq. ft. minimum lot size) |  | PLANNED COMMERCIAL (PC) |
|  | SINGLE FAMILY RESIDENTIAL (R-1-20, 20,000 sq. ft. minimum lot size) |  | AGRICULTURE (A-1, one acre minimum lot size) |
|  | MULTIPLE FAMILY RESIDENTIAL (RM-1, 1AC. minimum lot size) |  | BUSINESS MANUFACTURING (BMP) |
|  | MULTIPLE FAMILY RESIDENTIAL (RM-1, 1AC. minimum lot size) 6 UNITS PER ACRE |  | LIGHT INDUSTRIAL (LI) |



ZONING MAP

REVISED: 3-4-2018